



FAIRFIELD CITY

SCHOOL SYSTEM SNAPSHOT: 2021 EDITION*

6405 Avenue D. | Fairfield, AL 35064 | (205) 783-6850

Superintendent

Dr. Regina D. Thompson






Board Members

Dr. Donna Hall Mitchell, Seth Goldman, Randal D. Smith, Elise E. McLin, Willie L. Rodgers, Jr.

 **\$1,194,222**
Cost of One Month's
Operation/General Fund

 **5.07**
Number of Months
Reserve Balance

By the Numbers

	Schools¹	5
	Students/ADM²	1,618
	Free & Reduced Lunch	75%
	Community Eligibility Program	78%
	Number of Route Buses³	7
	Buses 10 yrs. old or less.....	100%
	Students Bused.....	556
	Full-Time Employees	201
	Teachers.....	111
	Principals/ Assistant Principals.....	7
	Counselors.....	5
	Librarians.....	4
	Other Certified Employees.....	7
	Support Personnel.....	67

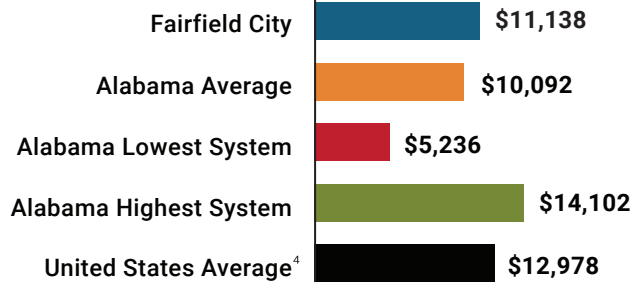
¹ Schools with enrollment, including Alternative and Career Technical Education

² Average Daily Membership

³ Data collected in FY19 and used for FY21 funding

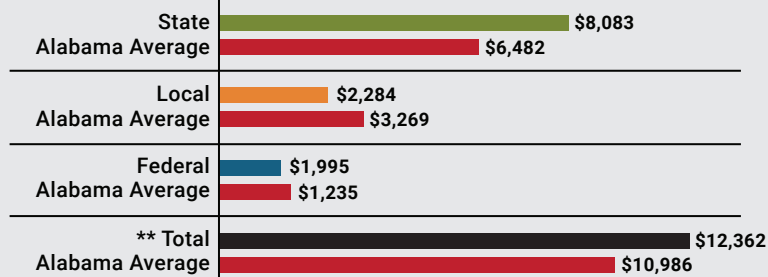
⁴ 2019-2020 NEA Rankings of the States

Total Per-Pupil Expenditures (PPE)



Per-Pupil Revenue Sources

Fairfield City Revenue Sources



6

STATE
RANK

86

LOCAL
RANK

22

FEDERAL
RANK

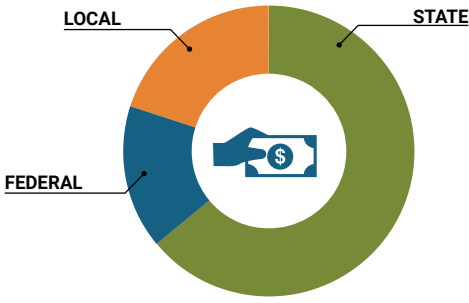
OVERALL SYSTEM RANK 24

** Total Revenue Among 137 School Systems

* THIS REPORT INCLUDES FISCAL YEAR 2019 DATA

School System Revenue

How was your school system funded?¹



\$13,074,740	STATE	64%
\$3,227,403	FEDERAL	16%
\$4,040,077	LOCAL	20%
\$681,120	Local 10-Mill Match	
\$3,358,957	AVAILABLE LOCAL REVENUE	

VALUE OF 1-MILL For Your School System

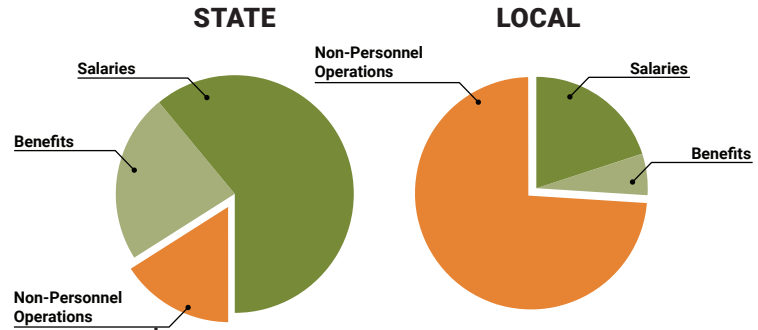
\$68,112

School System Spending

How did your school system spend state & local dollars?¹

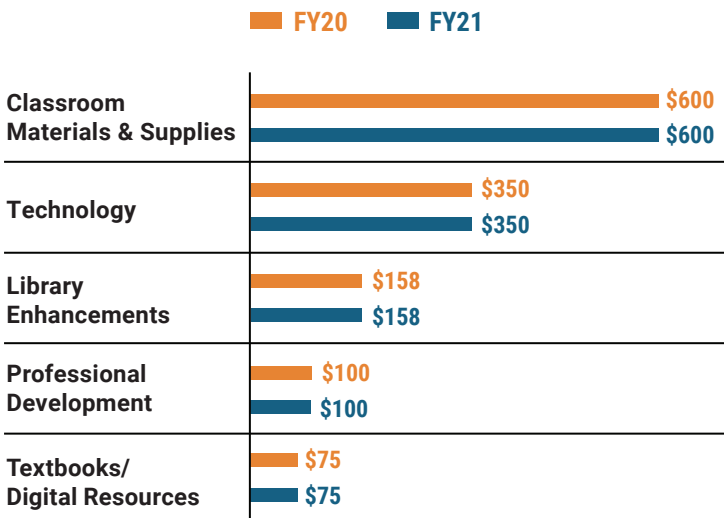
	STATE SPENDING ^{2,3}	LOCAL SPENDING ²
Salaries	\$7,516,171	\$624,085
Benefits	\$2,820,253	\$185,841
Non-Personnel Operations	\$1,910,880	\$2,323,933
TOTAL	\$12,247,303	\$3,133,859

¹ Revenues and expenditures may contain nominal variances
² Does not include debt service or capital outlay
³ Includes 10-mill match
⁴ Such as utilities, operations & maintenance, etc.

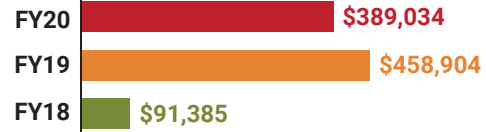


Only 16% of state funding is available for non-personnel expenditures⁴

Instructional Support



Educational Advancement & Technology Fund⁵



⁵ These one-time supplemental funds may be used for repairs and deferred maintenance, classroom instructional supplies, insurance for facilities, transportation, technology and school safety measures.

System Debt

TOTAL DEBT⁶	DEBT PER STUDENT
\$1,861,822	\$1,211

⁶ The debt totals in system audit reports may differ due to audit adjustments.



ALABAMA ASSOCIATION OF SCHOOL BOARDS

Sally Smith, J.D.
Executive Director

Lissa Tucker, J.D.
Director of Government Relations

43 South Jackson Street
Montgomery, Alabama 36104

1-800-562-0601 | AlabamaSchoolBoards.org

@AlaSchoolBoards Facebook.com/AlabamaSchoolBoards